

Unit

11

OUR GREENER WORLD



LESSON 2: A CLOSER LOOK 1






WARM-UP

Listen to a song!



VOCABULARY

- 1** Draw a line from a symbol in column A to its matching word in column B and its meaning in column C.

A	B	C
	Reduce	use something again
	Reuse	create new products from used materials
	Recycle	use less of something

VOCABULARY

2 Write a word / phrase in the box under each picture.

rubbish
noise
water

plastic bottle
plastic bag
clothes

glass
paper



VOCABULARY

2 Write a word / phrase in the box under each picture.

rubbish
noise
water

plastic bottle
plastic bag
clothes

glass
paper



rubbish



plastic bag

VOCABULARY

2 Write a word / phrase in the box under each picture.

rubbish
noise
water

plastic bottle
plastic bag
clothes

glass
paper



glass



plastic bottle

VOCABULARY

2 Write a word / phrase in the box under each picture.

rubbish
noise
water

plastic bottle
plastic bag
clothes

glass
paper



noise



paper

VOCABULARY

2 Write a word / phrase in the box under each picture.

rubbish
noise
water

plastic bottle
plastic bag
clothes

glass
paper



water



clothes

VOCABULARY

3 Put the words from **2** into groups. Some words can belong to more than one group.

Reduce	Reuse	Recycle
rubbish plastic bag noise plastic bottle paper water	plastic bag glass plastic bottle paper water clothes	rubbish plastic bag glass plastic bottle paper

PRONUNCIATION

4 Listen to these sentences, then repeat.



1. *If you **cycle**, it'll **help** the **Earth**.*
2. ***Water** is **good** for your **body**.*
3. *The **students** are **planting trees** in the **garden**.*
4. *Is it **better** to use **paper bags**?*
5. *We are **happy** to **walk** to **school**.*

PRONUNCIATION

- 5** Listen to the conversation. Pay attention to the bold syllables. Then practise the conversation with a classmate.



Vy: **What** are you **doing**?

Mi: I'm **writing** an **article** about **going green**.

Vy: **Great!** I'm **writing** a **poem** about the **3Rs**.

Mi: Let me read it.

Vy: I'm **still writing**. **Wait** for a **minute**.



EXTRA ACTIVITY

Objects can be:

- *Reduce*
- *Reuse*
- *Recycle*



CONSOLIDATION

1 Wrap-up



What have we learnt in this lesson?

- ✓ Vocabulary: The lexical items related to the 3Rs and 3Rs products.
- ✓ Pronunciation: Rhythm in sentences

CONSOLIDATION

2 Homework

- Do exercises in the workbook.
- Find more words in the topic “Going green”.



THANK YOU!



Website: hoclieu.vn

Fanpage: facebook.com/www.tienganhglobalsuccess.vn/